

# 东莞市欧思科光电科技有限公司

**DONGGUAN OPSCO OPTOELECTRONICS CO., LTD**

Factory : Lianxing industrial park, xiajie village, Qishi Town, Dongguan City. guangdong province, China

Dongguan Tel: (769)82632725

Dongguan Fax: (769)82632735

## SK9822-EC20

### 2.0x2.0x0.65mm Type 0.3Watt Power Embedded(MSL:4)



#### Change History

Date	Rev. No.	Changes/Reason of changes	Signature
2018-07-13	01	Initial Document	KEVIN ZHU
2018-10-30	02	Modification of packing information	KEVIN ZHU
2018-12-13	03	Modification of PCB pad	KEVIN ZHU
2019-01-18	04	Revision of Specification Format	KEVIN ZHU
2019-02-20	05	Updating PCB Recommended Pad Size	KEVIN ZHU

\* Before using our products, please search our official website to check the version of specifications. The version of product specifications is updated. We are sorry to fail to inform you in time. Please refer to the latest information on the official website.

\* The copyright and final interpretation of the product belong to Dongguan Occidental Optoelectronics Technology Co., Ltd. If you have special specifications, please contact our engineering staff;

\*Official website: <https://www.opscoled.com>

# 东莞市欧思科光电科技有限公司

**DONGGUAN OPSCO OPTOELECTRONICS CO., LTD**

Factory : Lianxing industrial park, xiajie village, Qishi Town, Dongguan City. guangdong province, China

Dongguan Tel: (769)82632725

Dongguan Fax: (769)82632735

## CONTENTS

1、Product overview.....	3
2、Main features.....	3
3、Description.....	3
4、Mechanical Dimensions.....	3
5、PIN configuration.....	4
6、Recommended dimensions for PCB products.....	4
7、General description of product naming.....	4
8、Electrical parameters.....	5
9、Electrical/Optical Characteristics.....	5
10、The IC electrical parameters.....	5
11、Feature Descriptions.....	6~7
12、The typical application circuit.....	8
13、Standard LED Performance Graph.....	9
14、Packaging Standard.....	10
15、Reliability Test.....	11
Appendix 1、TOP SMD LED Application Notes.....	12~16

# 东莞市欧思科光电科技有限公司

**DONGGUAN OPSCO OPTOELECTRONICS CO., LTD**

Factory : Lianxing industrial park, xiajie village, Qishi Town, Dongguan City. guangdong province, China

Dongguan Tel: (769)82632725

Dongguan Fax: (769)82632735

## 1. Product Overview :

SK9822-EC20 is an embedded control type LED light source integrating control circuit and light-emitting circuit. Products containing a signal decoding module, data buffer, a built-in constant current circuit and RC oscillator; CMOS, low voltage, low power consumption; 256 level grayscale PWM adjustment and 32 brightness adjustment; use the double output, Data and synchronization of the CLK signal, connected in series each wafer output action synchronization.

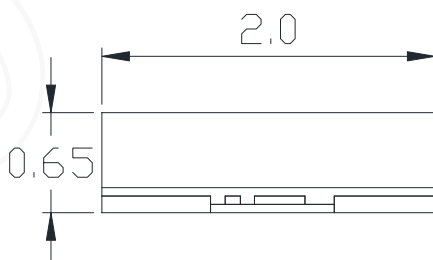
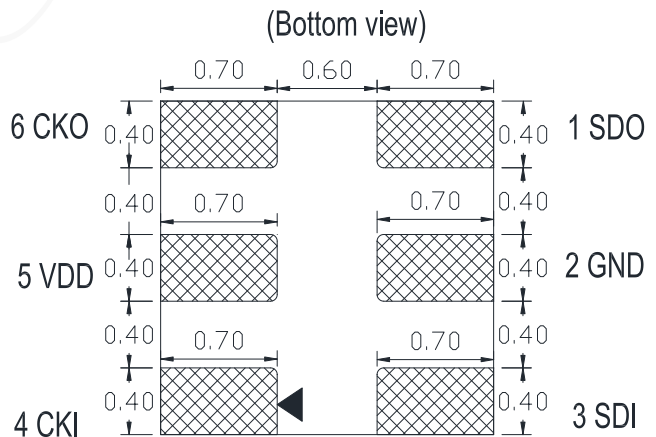
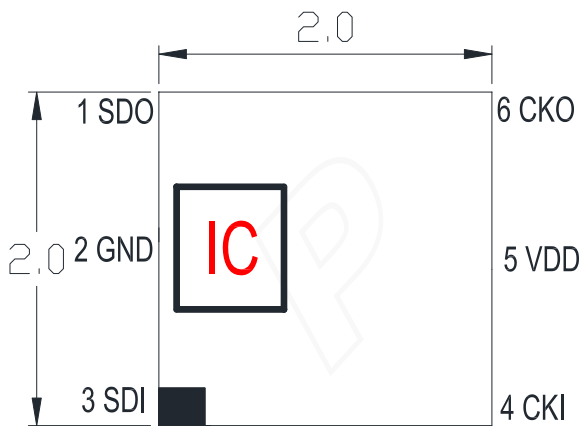
## 2. Main Application Field:

- Easy To Design
- Easy To Build
- Easy To Program

## 3. Description:

- EC LED internal integrated high quality external control line serial cascade constant current IC; 5V application; default on electric lights;
- The two-wire synchronous control.
- The three RGB output control, 8Bit (256) color; 5Bit (32) to adjust the brightness;
- The three constant current drive, self detection function specific signal
- The maximum frequency of 30MHZ serial data input
- The double data transmission, built-in support uninterrupted oscillation PWM output, can maintain a static image.

## 4. Mechanical Dimensions:



### Notes:

1. All dimensions are in millimeters.
2. Tolerance is  $\pm 0.1$ mm unless otherwise noted

# 东莞市欧思科光电科技有限公司

## DONGGUAN OPSCO OPTOELECTRONICS CO., LTD

Factory : Lianxing industrial park, xiajie village, Qishi Town, Dongguan City. guangdong province, China

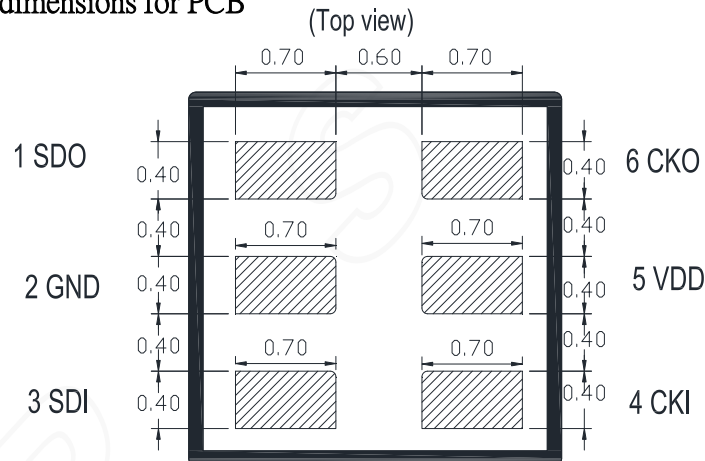
Dongguan Tel: (769)82632725

Dongguan Fax: (769)82632735

### 5. PIN configuration

Item	Symbol	Pin Name	Function description
1	SDO	Data Input	control signal output data
2	GND	Ground	The signal and power supply and grounding
3	SDI	Data Input	control signal Input data
4	CKI	CLK Input	control signal Input Clock data
5	VDD	Power	power supply pin
6	CKO	CLK Output	control signal output Clock data

### 6. Recommended dimensions for PCB



### PCB Solder Pad

### 7. General description of product naming

# SK 9822-EC20

①

②

③

①	②	③
Series	IC series and current code	Package outline
The default is to integrate the RGB chip with the IC	Refers to the 9822 series IC 18MA current version Double line transmission	2.0x2.0x0.65mm PCB package outline

# 东莞市欧思科光电科技有限公司

## DONGGUAN OPSCO OPTOELECTRONICS CO., LTD

Factory : Lianxing industrial park, xiajie village, Qishi Town, Dongguan City. guangdong province, China

Dongguan Tel: (769)82632725

Dongguan Fax: (769)82632735

### 8. Electrical parameters (Ta=25°C, VSS=0V) :

Parameter	Symbol	Range	Unit
Power supply voltage	VDD	+3.7~+5.5	V
Logic input voltage	V <sub>IN</sub>	-0.3~VDD+0.3	V
Working temperature	Topt	-40~+80	°C
Storage temperature	Tstg	-40~+80	°C
ESD pressure(HBM)	V <sub>ESD</sub>	4K	V
ESD pressure(DM)	V <sub>ESD</sub>	200	V

### 9. Electrical/Optical Characteristics:

Color	SK9822-EC20		
	Dominate wavelength(nm)	Luminance(mcd)	luminous flux(lm)
Red	620-625	300-500	0.8-2.0
Green	520-530	400-700	2.0-3.5
Blue	460-470	100-300	0.5-1.5

### 10. The IC electrical parameters (unless otherwise specified, TA=-20 ~ +70 °C, VDD=4.5 ~ 5.5V, VSS=0V):

Parameter	Symbol	Min	Typical	Max	Unit	Test conditions
The chip supply voltage	VDD	---	5.0	5.5	V	---
R/G/B port pressure	VDS,MAX	---	---	17	V	---
The biggest LED output current	I <sub>max</sub>	---	---	20	mA	---
The clock high level width	TCLKH	---	17	---	ns	---
The clock low level width	TCLKL	---	17	---	ns	---
Data set up time	TSETUP	---	---	10	ns	---
The frequency of PWM	FPWM	---	4	---	KHZ	---
Static power consumption	IDD	---	1	---	mA	---

# 东莞市欧思科光电科技有限公司

## DONGGUAN OPSCO OPTOELECTRONICS CO., LTD

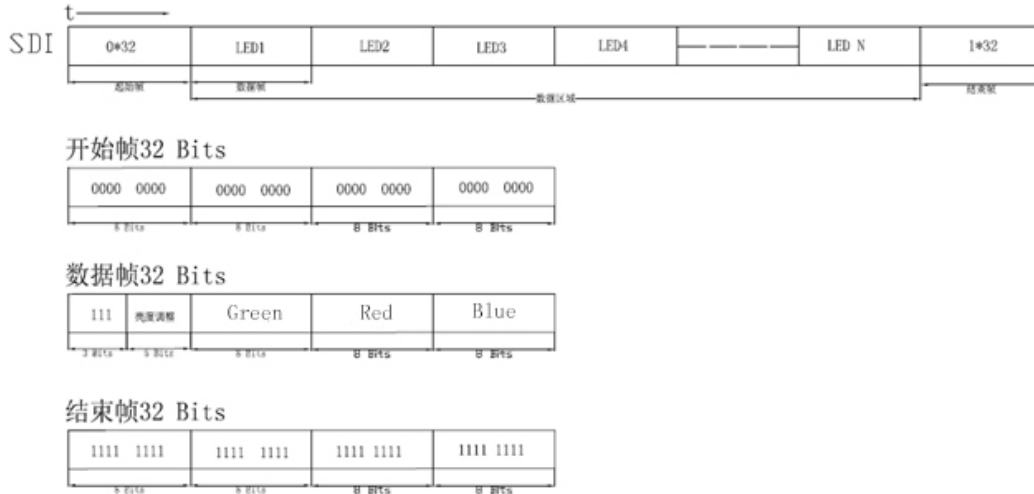
Factory : Lianxing industrial park, xiajie village, Qishi Town, Dongguan City. guangdong province, China

Dongguan Tel: (769)82632725

Dongguan Fax: (769)82632735

### 11. Feature Descriptions:

#### (1) Series data structure

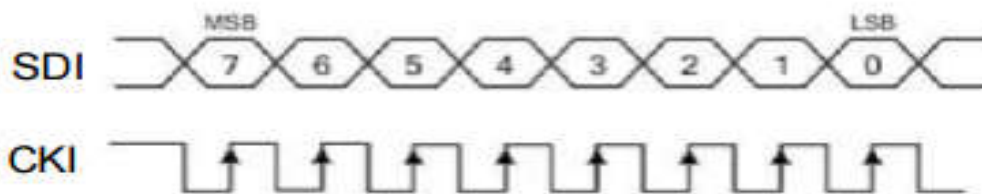


Product structure: GRB order output light, optimize the product blending effect (adjusted IC default RGB order wafer position)

#### (2) 256 level gray level:

Data	Duty Cycle
<b>MSB.....LSB</b>	
<b>0000 0000</b>	<b>0/256</b>
<b>0000 0001</b>	<b>1/256</b>
<b>0000 0010</b>	<b>2/256</b>
-	-
-	-
-	-
-	-
-	-
<b>1111 1101</b>	<b>253/256</b>
<b>1111 1110</b>	<b>254/256</b>
<b>1111 1111</b>	<b>255/256</b>

#### (3) PWM input / output signal relationship:



# 东莞市欧思科光电科技有限公司

## DONGGUAN OPSCO OPTOELECTRONICS CO., LTD

Factory : Lianxing industrial park, xiajie village, Qishi Town, Dongguan City. guangdong province, China

Dongguan Tel: (769)82632725

Dongguan Fax: (769)82632735

(4) 5-Bit (level 32) brightness adjustment (simultaneous control of OUTR\OUTG\OUTB three port current):

Current level	numerical value (MSB.....LSB)	Current adjustment	Corresponding current value (mA)	Remarks
1	00000	0/31	0	Suggested Current: 1-10 Current Regulation Level
2	00001	1/31	0.581	
3	00010	2/31	1.162	
4	00011	3/31	1.743	
5	00100	4/31	2.324	
6	00101	5/31	2.905	
7	00110	6/31	3.486	
8	00111	7/31	4.067	
9	01000	8/31	4.648	
*10	01001	9/31	5.229	
11	01010	10/31	5.81	Based on the heat dissipation of the product, the current of this product is recommended to be used at a maximum of 5.229 mA, and the current regulation level of 11-31 is not recommended.
12	01011	11/31	6.391	
13	01100	12/31	6.972	
14	01101	13/31	7.553	
15	01110	14/31	8.134	
16	01111	15/31	8.715	
17	10000	16/31	9.296	
18	10001	17/31	9.877	
19	10010	18/31	10.458	
20	10011	19/31	11.039	
21	10100	20/31	11.62	
22	10101	21/31	12.201	
23	10110	22/31	12.782	
24	10111	23/31	13.363	
25	11000	24/31	13.944	
26	11001	25/31	14.525	
27	11010	26/31	15.106	
28	11011	27/31	15.687	
29	11100	28/31	16.268	
30	11101	29/31	16.849	
31	11110	30/31	17.43	
32	11111	31/31	18	

**Note: 1. Suggested Current: 1-10 Current Regulation Level**

**2. Based on the heat dissipation of the product, the current of this product is recommended to be used as maximum as 5.229 mA, and the current regulation level of 11-31 is not recommended.**

# 东莞市欧思科光电科技有限公司

## DONGGUAN OPSCO OPTOELECTRONICS CO., LTD

Factory : Lianxing industrial park, xiajie village, Qishi Town, Dongguan City. guangdong province, China

Dongguan Tel: (769)82632725

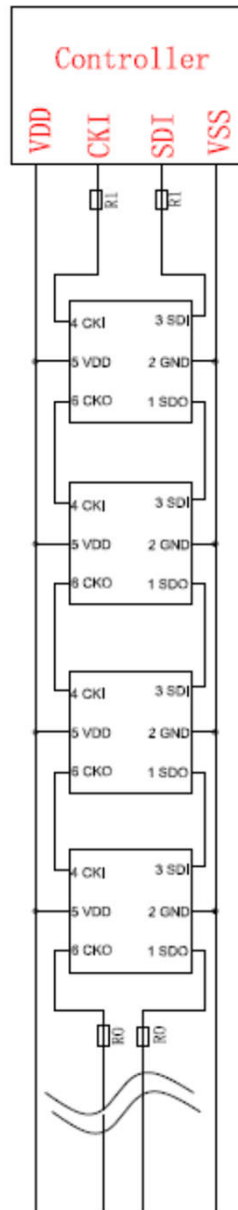
Dongguan Fax: (769)82632735

(5) Refresh Rate :

Frame rate (=1/ (64+ (32\* points)) \*CKI (cycle) unit: frames per second )

Such as: 1024 points, CKI frequency is 1MHZ, is =30 frames per second frame rate.

12. The typical application circuit:



In the practical application circuit, the signal input and output pins of the IC signal input and output pins should be connected to the signal input and output terminals. In addition, in order to make the IC chip is more stable, even the capacitance between beads is essential back;

Application: used for soft lamp strip or hard light, lamp beads transmission distance is short, suggested in signal in time the clock line input and output end of each connected in series protection resistors, R1=R0 of about 550 ohms.

Application: for module or general special-shaped products, lamp beads transmission distance is long, because of different wire and transmission distance, in the signal in time clock at both ends of the line on grounding protection resistance will be slightly different; to the actual use of fixed;



# 东莞市欧思科光电科技有限公司

**DONGGUAN OPSCO OPTOELECTRONICS CO., LTD**

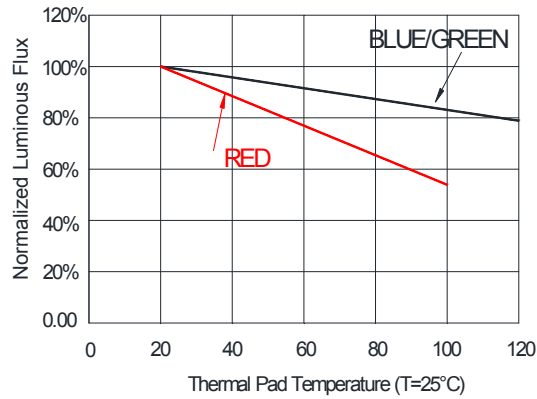
Factory : Lianxing industrial park, xiajie village, Qishi Town, Dongguan City. guangdong province, China

Dongguan Tel: (769)82632725

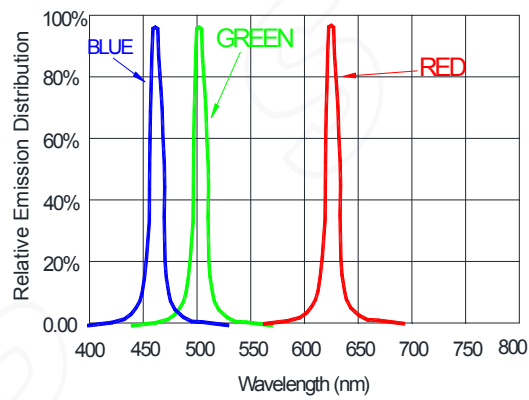
Dongguan Fax: (769)82632735

## 13. Standard LED Performance Graph:

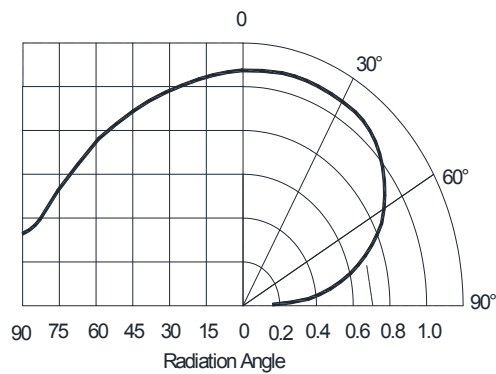
Thermal Pad Temperature vs. Relative Light Output



Wavelength Characteristics



Typical Radiation Pattern 160°



# 东莞市欧思科光电科技有限公司

**DONGGUAN OPSCO OPTOELECTRONICS CO., LTD**

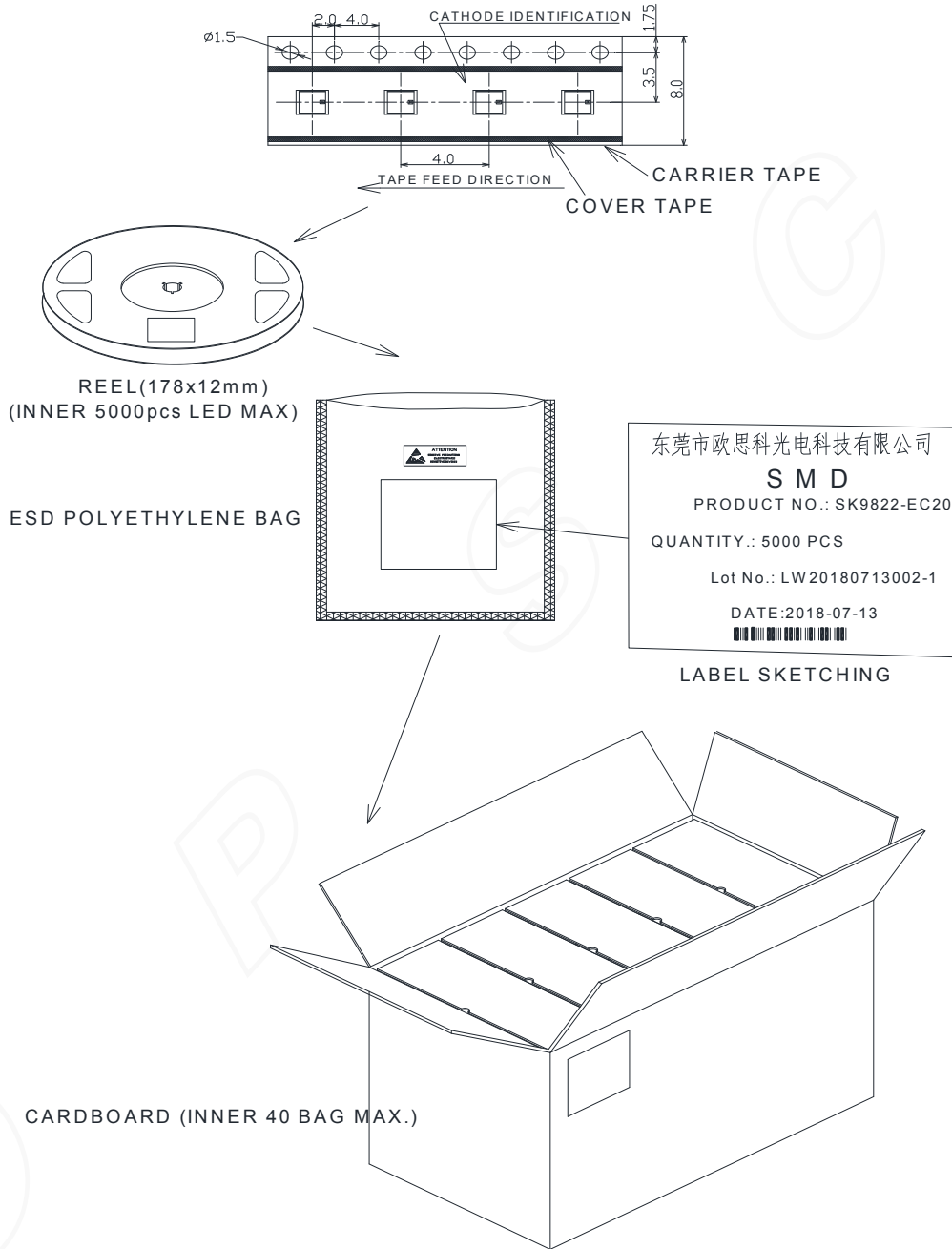
Factory : Lianxing industrial park, xiajie village, Qishi Town, Dongguan City. guangdong province, China

Dongguan Tel: (769)82632725

Dongguan Fax: (769)82632735

## 14. Packaging Standard:

### SK9822-EC20



The reel pack is applied in SMD LED. The LEDs are packed in cardboard boxes after packaging in normal or anti-electrostatic bags. cardboard boxes will be used to protect the LEDs from mechanical shocks during transportation. The boxes are not water resistant and therefore must be kept away from water and moisture.

# 东莞市欧思科光电科技有限公司

## DONGGUAN OPSCO OPTOELECTRONICS CO., LTD

Factory : Lianxing industrial park, xiajie village, Qishi Town, Dongguan City. guangdong province, China

Dongguan Tel: (769)82632725

Dongguan Fax: (769)82632735

### 15. Reliability Test :

NO.	Test item	Test Conditions	Reference	Criterion
1	Thermal Shock	100 ± 5° C ~ -40° C ± 5° C 30min~30min 300 cycles	MIL-STD-202G	0/22
2	High Temperature Storage	Ta= +100° C 1000hrs	JEITA ED-4701 200 201	0/22
3	Low Temperature Storage	Ta= -40° C 1000hrs	JEITA ED-4701 200 202	0/22
4	High Temperature High Humidity Storage	Ta=60° C RH=90% 1000hrs	JEITA ED-4701 100 103	0/22
5	Temperature Cycle	-55° C~25° C~100° C~25° C 30min~5min~30min~5min 100 cycles	JEITA ED-4701 100 105	0/22
6	Resistance to Soldering Heat	Tsld = 260° C, 10sec. 3 times	JEITA ED-4701 300 301	0/22
7	Room temp Life Test	25° C, IF: Typical current , 1000hrs	JESD22-A 108D	0/22

### Criteria for Judging the Damage:

Item	Symbol	Test Condition	Limit	
			Min	Max
Luminous Intensity	IV	DC=5V, Typical current	Init. Value*0.7	---
Resistance to Soldering Heat	---	DC=5V, Typical current	No dead lights or obvious damage	

# 东莞市欧思科光电科技有限公司

**DONGGUAN OPSCO OPTOELECTRONICS CO., LTD**

Factory : Lianxing industrial park, xiajie village, Qishi Town, Dongguan City. guangdong province, China

Dongguan Tel: (769)82632725

Dongguan Fax: (769)82632735

## Appendix 1. EC LED Application Notes

### 1. Features

The Purposes of making OPSCO's customers and users to have a clear understanding on the ways how to use the LED.

### 2. Description

Generally. The LED can be used the same way as other general purposed semiconductors. When using OPSCO's EC LED, the following precautions must be taken to protect the LED.

### 3. Cautions

#### 3.1. Dust & Cleaning

This emitter has a silicone surface, There are many benefits to the silicone surface in terms of optical properties and improved reliability. However, silicone is a softer material and prone to attract dust. While a minimal amount of dust and debris on the LED will not cause significant reduction in illumination, steps should be taken to keep the emitter free of dust.

These include keeping the LEDs in the manufacturer's package prior to assembly and storing assemblies in an enclosed area after installing the emitters.

Surface condition of this device may change when organic solvents such as trichloroethylene or acetone were applied.

Avoid using organic solvent, it is recommended that isopropyl be used as a solvent for cleaning the LEDs. When using other solvents, it should be confirmed beforehand whether the solvents will dissolve the package and the resin or not.

Do not clean the LEDs by the ultrasonic. When it is absolutely necessary, the influence as ultrasonic cleaning on the LEDs depends on factors such as ultrasonic power. Baking time and assembled condition. Before cleaning, a pre-test should be done to confirm whether any damage to the LEDs will occur.

#### 3.2. Shipment and storage

EC LED is a humidity sensor, the LED packaging in the aluminum bag is to avoid the LED in the transport and storage of moisture absorption, in the bag with a desiccant to absorb the moisture inside the bag. If the LED absorbs water vapor, then in the LED over reflow, in the high temperature state, into which the rapid expansion of gas vaporization and produce a greater internal stress, so that the material crack, layered or damaged bonding wire , Resulting in product failure.

TOP SMD LED with a moisture-proof anti-static aluminum foil bag packaging, handling should avoid the process of squeezing, piercing the case of bags, and do the necessary anti-static protective measures; promise products on the line before the leak or broken, Please stop the use of direct use of the product; , Resulting in product failure;

Such as before the material has been found to prevent moisture-proof aluminum foil bags have been opened, damaged, perforated can be returned to the original re-dehumidification, must not be on-line use;

The humidity level of this product is LEVEL 4.

# 东莞市欧思科光电科技有限公司

## DONGGUAN OPSCO OPTOELECTRONICS CO., LTD

Factory : Lianxing industrial park, xiajie village, Qishi Town, Dongguan City. guangdong province, China

Dongguan Tel: (769)82632725

Dongguan Fax: (769)82632735

Chart 1: Definition of material' s MSL prescribed by IPC/JEDECJ-STD-020E

Moisture proof	Workshop lifespan after open the packaging	
	Time	condition
LEVEL1	unlimited	≤30°C/85 % RH
LEVEL2	1 year	≤30°C/60 % RH
LEVEL2a	4 Weeks	≤30°C/60 % RH
LEVEL3	168 Hours	≤30°C/60 % RH
LEVEL4	72 Hours	≤30°C/60 % RH
LEVEL5	48 Hours	≤30°C/60 % RH
LEVEL5a	24 Hours	≤30°C/60 % RH
LEVEL6	Take off and use immediately	≤30°C/60 % RH

### 3.3. Storage before unsealing

In order to avoid the reliability failure caused by moisture absorption and dampness, it is necessary to do a good job of pre-SMT storage and moisture-proof measures for LED products.

3.3.1 If the moistureproof bag is not opened, the storage time of TOP SMD components is less than 2 months under 30 C/60% RH; (Note: the date of the label is taken as the standard, and the packaging is used without air leakage and moisture indicator card moisture-proof beads are not discolored; for different moisture-proof grade materials or packaging, there are certain differences in the storage time, the specific storage time is based on specifications or packaging bag tips; It is suggested that the moisture-proof bag should not be opened at will before assembly.3.3.2 The lamp beads exceeded the effective storage time, but did not exceed the packaging date for 6 months. Before use, the lamp beads need to be re-dehumidified. Bag removal and baking at 70 C/48H or above can be used. After dehumidification, the oven can not be powered off. Take one roll and stick one roll in the process of using. The unused ones are kept in the oven at 70 C. Not all the materials can be taken out and put in the workshop. Absolutely not to dehumidify during the day, power off the oven at night, and then patch the next day (the maximum dehumidification time should not be greater than 96H, specific dehumidification baking parameters refer to 3.6.2 items.)

3.3.3 The beads exceed the packing date for 6 months. Please return them to OSCO for processing.

3.3.4 Moisture-proof packaging bags are leaky, perforated or damaged. They can not be used after baking. Please return them to OSCO for treatment.

### 3.4. Control after the packing bag is opened

After opening the moisture-proof bag, please read the moisture-proof bag inside the humidity indicator card in the moisture-proof beads into pink to confirm moisture in the moisture bag is too much, according to the color of the ball to determine whether the bag material on-line operation; And the material after opening the package should be strictly controlled in the table 1 as specified by the maximum temperature and humidity and operating time allowed, as long as the material exposed in the environment described in Table 1, the need to accumulate its use in the workshop time.

After opening the packaging bag and attaching it to the PCB board, the welding work should be completed as soon as possible. It is not recommended to stick the material on the PCB. It will not be placed in the workshop for a long time without SMT furnace operation Bad lead;

### 3.5. Definition of humidity card

Open the package after the EC LED bag inside the humidity card color instructions are as follows:

- If the moisture card 10% of the moisture-proof beads into pink, other files for the blue, this situation, LED can be used directly;
- If the humidity card moisture-proof beads 10%, 20% at all become pink, in fact, the file is blue, this situation, the need for low-temperature components dehumidification;
- If the humidity card moisture-proof beads 10%, 20%, 30% more than three are turned pink, in this case, the customer needs to return the material to our company for high humidity dehumidification, re-packaging before use;


# 东莞市欧思科光电科技有限公司

**DONGGUAN OPSCO OPTOELECTRONICS CO., LTD**


Factory : Lianxing industrial park, xiajie village, Qishi Town, Dongguan City. guangdong province, China

Dongguan Tel: (769)82632725

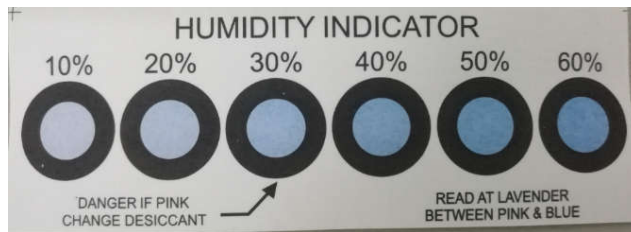
Dongguan Fax: (769)82632735



Humidity indicator DO not change color



Humidity indicator tums pink in 10% 20%



Humidity indicator tums pink in 10% 20% 30%

### 3.6. Unwanted material moisture-proof storage and moisture-proof control of finished material

If a roll of SMDs is not used at once and the plant temperature and humidity are within the defined conditions ( $<30^{\circ}\text{C}$  /  $60\% \text{RH}$ ), the exposure time of the element in the air does not exceed 2H, the remaining material should be carried out together with the desiccant Vacuum sealed, otherwise, the material must be low-wet baking dehumidification; dehumidified material can be re-packaged to re-start the calculation time;

Perform moisture control on SMDs components that have been assembled

- After the components have been assembled to the PCB board no longer need to go through the high temperature process or reflow process, it will not be special treatment;
- Do not need to do the necessary dehumidification work before making the appropriate protection process, bake in  $70^{\circ}\text{C} \pm 5^{\circ}\text{C}$  oven baking for less than 48 hours, To remove the product in the detection and aging process exposed to moisture in the air to avoid the product in the protective treatment, the package in the material surface of the moisture will slowly invade the product, will cause product failure (Specific desiccant baking parameters refer to 3.6.2 items);
- For products that require secondary SMT process or high temperature, they should be subjected to the necessary moisture treatment before secondary welding, after exposure to ( $<30^{\circ}\text{C}$  /  $60\% \text{RH}$ ), The maximum length of not more than 4H, Connaught second high temperature process separated by a long time, then a welding material must be necessary dehumidification work ( $70^{\circ}\text{C} \pm 5^{\circ}\text{C}$  oven baking no less than 48 hours), and then pumping Vacuum storage; or the first product stored in the oven or with a desiccant container, the second high-temperature process before doing dehumidification work ( $70^{\circ}\text{C} \pm 5^{\circ}\text{C}$  in the oven baking no less than 48 hours), To ensure that products in the high temperature before the process is not damp (Specific desiccant baking parameters refer to 3.6.2 items);

Low-temperature baking conditions:  $70^{\circ}\text{C} \pm 5^{\circ}\text{C}$  baking not less than 48 hours high temperature baking conditions:  $130^{\circ}\text{C} \pm 5^{\circ}\text{C}$  baking not less than 6 hours (lamp beads must be split into particles)

# 东莞市欧思科光电科技有限公司

## DONGGUAN OPSCO OPTOELECTRONICS CO., LTD

Factory : Lianxing industrial park, xiajie village, Qishi Town, Dongguan City. guangdong province, China

Dongguan Tel: (769)82632725

Dongguan Fax: (769)82632735

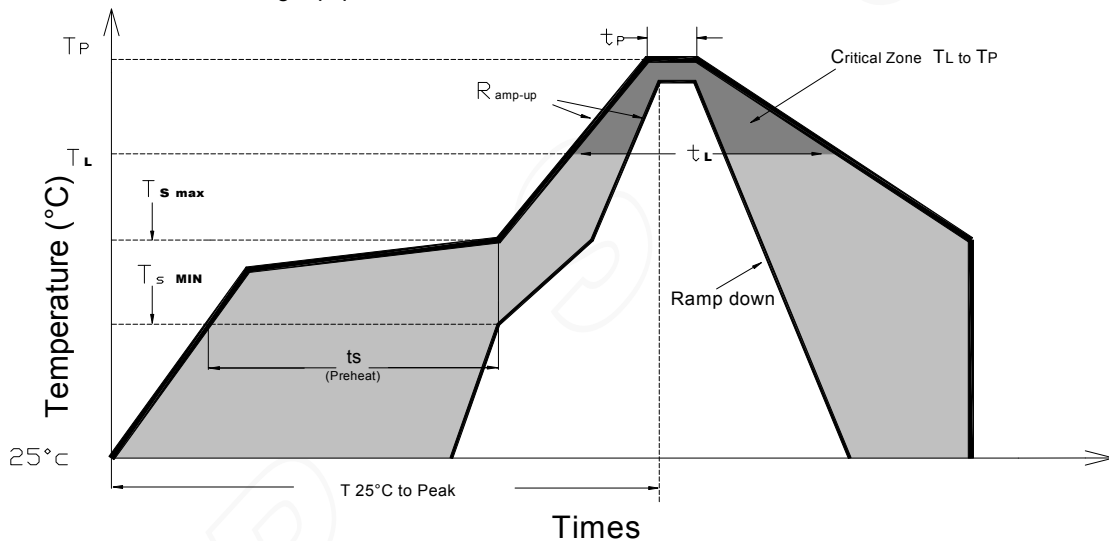
3.6.2 The relationship between ambient humidity and dehumidification time for low temperature/high temperature dehumidification:

Ambient humidity	Oven temperature	baking time	Baking method
40%	70C°	24H	Remove from the static bag and bake with the reel to dehumidify.
50%	70C°	48H	
>60%	70C°	Ineffective dehumidification baking	
40%	130C°	6H	Lamp beads must be dismantled into granules to bake and dehumidify
50%	130C°	12H	

### 3.7. Reflow Soldering Characteristics

In testing, OPSCO has found EC20 LEDs to be compatible with JEDEC J-STD-020E, using the parameters listed below. As a general guideline OPSCO recommends that users follow the recommended soldering profile provided by the manufacturer of solder paste used.

Note that this general guideline is offered as a starting point and may require adjustment for certain PCB designs and Configurations of reflow soldering equipment.



Profile Feature	Lead-Based Solder	Lead-Free Solder
Average Ramp-Up Rate (Ts <sub>max</sub> to Tp)	3°C/second max.	3°C/second max.
Preheat: Temperature Min (Ts <sub>min</sub> )	100°C	150°C
Preheat: Temperature Min (Ts <sub>max</sub> )	150°C	200°C
Preheat: Time (ts <sub>min</sub> to ts <sub>max</sub> )	60-120 seconds	60-180 seconds
Time Maintained Above: Temperature (T <sub>l</sub> )	183 °C	217 °C
Time Maintained Above: Time (t <sub>l</sub> )	60-150 seconds	60-150 seconds
Peak/Classification Temperature (T <sub>p</sub> )	215 °C	240 °C
Time Within 5°C of Actual Peak Temperature (tp)	<10 seconds	<10 seconds
Ramp-Down Rate	6°C/second max.	6°C/second max.
Time 25 °C to Peak Temperature	<6 minutes max.	<6 minutes max.

Note: All temperatures refer to topside of the package, measured on the package body surface.

# 东莞市欧思科光电科技有限公司

## DONGGUAN OPSCO OPTOELECTRONICS CO., LTD

Factory : Lianxing industrial park, xiajie village, Qishi Town, Dongguan City. guangdong province, China

Dongguan Tel: (769)82632725

Dongguan Fax: (769)82632735

### 3.8 Heat Generation:

Thermal design of the end product is of paramount importance. Please consider the heat generation of the LED when making the system design. The coefficient of temperature increase per input electric power is affected by the thermal resistance of the circuit board and density of LED placement on the board, as well as components. It is necessary to avoid in tense heat generation and operate within the maximum rating given in this specification. The operating current should be decided after considering the ambient maximum temperature of LEDs

The maximum working temperature of the product is not easy to exceed 40 ° C ( ≤ 40 ° C, refers to the product pin at the operating temperature)

### 3.9 Electrostatic Discharge & Surge Current :

Electrostatic discharge (ESD) or surge current (EOS) may damage LED.

Precautions such as ESD wrist strap, ESD shoe strap or antistatic gloves must be worn whenever handling of LED.

IC device signal input and output ports must be connected in series protection resistor to prevent surge or static shock port caused by product failure;

All devices, equipment and machinery must be properly grounded.

It is recommended to perform electrical test to screen out ESD failures at final inspection.

It is important to eliminate the possibility of surge current during circuitry design.

### 4.0 Moisture Proof Package

Cannot take any responsibility for any trouble that are caused by using the LEDs at conditions exceeding our specifications.

The LED light output is strong enough to injure human eyes. Precautions must be taken to prevent looking directly at the LEDs with unaided eyes for more than a few seconds.

The formal specification must be exchanged and signed by both parties before large volume purchase begins.

The appearance and specifications of the product may be modified for improvement without notice.